



Assured by  SQA | Powered by  psi

# A2 Test Information Sheet for Test Takers

Exploring Skills for  
English Tests

**Version:** 2.0

**Effective from:** October 2023

**Classification:** Public



# Contents

<b>The A2 Student: CEFR Descriptors</b>	<b>2</b>
<b>The A2 Speaking Test</b>	<b>3</b>
<b>Speaking Part 1</b>	<b>3</b>
Format of the task	3
Speaking Part 1 task	4
Sample responses	4
<b>Speaking Part 2</b>	<b>5</b>
Format of the task	5
The skills/functions you need for Part 2	5
Sample Speaking Part 2 task	6
Sample questions	6
Sample responses	7
<b>Speaking Part 3</b>	<b>8</b>
Format of the task	8
Skills/functions you need for Part 3	8
Sample Speaking Part 3 task	9
Sample responses	10
<b>The A2 Listening Test</b>	<b>11</b>
<b>Listening Part 1</b>	<b>11</b>
Format of the task	11
Skills/functions you need for Part 1	11
Sample Listening Part 1 task	12
<b>Listening Part 2</b>	<b>13</b>
Format of the task	13
Skills/functions you need for Part 2	13
Sample Listening Part 2 task	14
<b>Listening Part 3</b>	<b>17</b>
Format of the task	17
Skills/functions you need for Part 3	17
Sample Listening Part 3	18

# The A2 Student: CEFR Descriptors

According to the Common European Framework of Reference for Languages (CEFR), A2 students:

- can understand sentences and frequently used expressions related to areas of most immediate relevance (e.g. very basic personal and family information, shopping, local geography, employment).
- can communicate in simple and routine tasks requiring a simple and direct exchange of information on familiar and routine matters.
- can describe in simple terms aspects of his/her background, immediate environment and matters in areas of immediate need.

Further details of the CEFR can be found in [this manual](#).

# The A2 Speaking Test

There are three parts to the Speaking test.

In Part 1, you will answer questions about yourself.

In Part 2, you will answer questions on two topics.

In Part 3, you will talk about a subject such as buying food or making a booking.

You will speak to the computer, not a real person; the computer asks the questions and records your answers.

After each question, you will hear a beep. You answer each question after each beep. There is a clock on the screen to show you how long you can speak. You can change the volume of the audio recording if you want to.

Examiners listen to your talk in both Parts 2 and 3 and give you a mark for both parts of the test on:


- Relevance and appropriacy of response – score between 0 and 5
- Accuracy of response (grammar and vocabulary) – score between 0 and 5
- Clarity and pronunciation – score between 0 and 5

You can take notes during the Speaking test. You will give these notes to someone at the end of each test.

## Speaking Part 1

### Format of the task

In Part 1, the computer will ask you five questions. These questions are always the same – in all tests and at all levels. You will hear each question once and you have 10 seconds to answer each one. Part 1 of the Speaking test is NOT assessed; this part helps you know what the test is like.



Part 1 is like a “warm up”  
for you

## Speaking Part 1 task

Below are the five questions the computer will ask you in Part 1 of the A2 Speaking test.

1. What is your name?
2. Can you spell your first name, please?
3. Where are you from?
4. What is your date of birth?
5. What do you do?

Speaking Part 1 questions are always the same so you can prepare and practise your answers

You have 10 seconds to answer each of these questions and the computer will record your answers

## Sample responses

1. My name is Manuela Gomez.
2. M - A - N - U - E - L - A
3. I am from Chile.
4. I was born on 3<sup>rd</sup> December 1992.
5. I am a dentist.

You should practise spelling your first name

You should answer in full sentences where possible, but you can use short answers in Part 1

# Speaking Part 2

## Format of the task

In Part 2, the computer will ask you questions on two topics about personal and everyday life. There are five questions per topic, so ten questions in total for Part 2. You hear each question once, then you hear a beep. You have 15 seconds to answer each question after each beep.

The questions will be about family, likes and dislikes, food, weather, daily routines and leisure activities, homes and where you live, things you can and cannot do, describing people, and talking about past events or future plans in a simple way.

## The skills/functions you need for Part 2

In Part 2 of the Speaking test, you will talk about yourself using basic English. Questions will be about:

- Describing what you do and where you live in simple terms
- Describing simple aspects of daily life
- Giving simple descriptions of people, places and possessions
- Talking simply about likes and dislikes
- Talking simply about free time, weekend plans or holidays

## Sample Speaking Part 2 task

You may see questions like this in Part 2 of the A2 Speaking test. There are five questions with five sample responses. Part 2 of the Speaking test has two sets of five questions, so ten questions in total.

In Speaking Part 2, there are 10 questions: 5 about one topic and 5 about another

Questions will have present, past and future tenses

### Sample questions

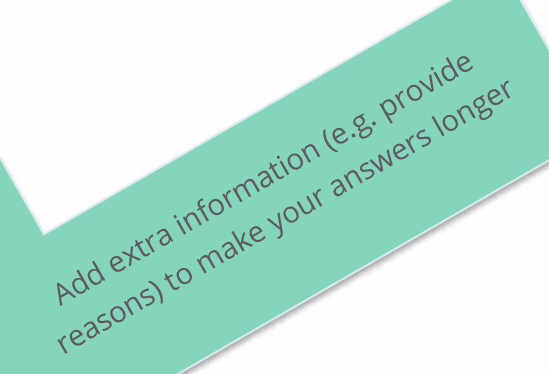
1. Do you have a lot of free time? Why or why not?
2. Do you usually spend your free time alone or with friends and family? Why?
3. What's your favourite way to spend your free time?
4. Describe a free time activity you would like to start doing in the future.
5. What did you like doing in your free time when you were younger?

You have 15 seconds to answer each of these questions

You should practice talking about free time activities, likes and dislikes, family and friends, your childhood/past experiences, and future hopes/plans

You should try not to repeat answers you use in other questions; for example, you could talk about going running in Q3, playing chess in Q4 and going swimming in Q5 to avoid repeating the same activity three times

## Sample responses



Add extra information (e.g. provide reasons) to make your answers longer

1. I don't have a lot of free time because I work long hours and I have young children.

2. I usually spend my free time with my family, but I like to be alone sometimes too because it helps me to relax.

3. I like going for long walks in the countryside with our dog. I also enjoy watching movies at the cinema.

You should answer in full sentences wherever possible

4. I'd like to go to the beach more and I have always wanted to learn to surf, but the beach is quite far from my house.

5. When I was younger, I played badminton a lot. I was quite good and I really enjoyed it, but unfortunately I don't have time now.

This test taker uses different tenses and grammar in their answers, such as present simple, past simple, present perfect, and like + verb-ing



# Speaking Part 3

## Format of the task

In Part 3, you will see 5 prompts or questions about a situation. The task is about everyday conversations such as shopping, inviting a friend to a party, describing an event. You will hear each question or prompt once. You can also read the situation and the prompts on the screen.

After each prompt, you will hear a beep and then you have 35 seconds to give each answer.

## Skills/functions you need for Part 3

In Part 3 of the Speaking test, you need to use simple, basic English language to talk about an everyday situation such as:

- Giving the time, date and location of an event.
- Inviting someone to an event.
- Ordering food and drink in a café.
- Asking for goods and prices in a shop.
- Describing an event or plans.

## Sample Speaking Part 3 task

Below is an example of the type of situation and questions you may see in Part 3 of the A2 Speaking test.

The situation is always given at the beginning of Part 3

### Role Card: Booking a room in a hotel

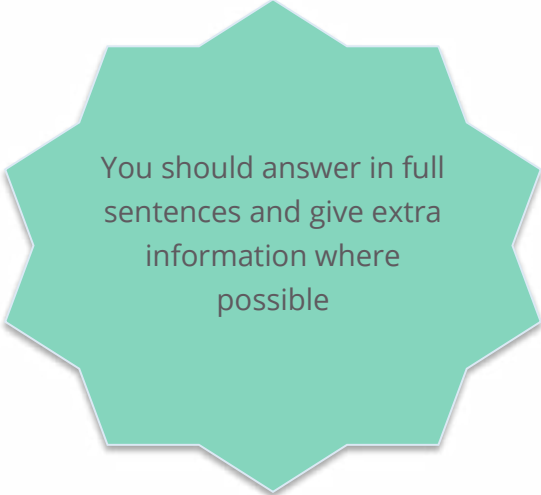
1. Explain when and why you want to stay in the hotel.
2. Say what kind of room you would like and for how many people.
3. Talk about things you will need in your room.
4. Ask about eating and drinking in the hotel.
5. Ask about things to do near the hotel.

You will have 35 seconds to answer each item on the role card

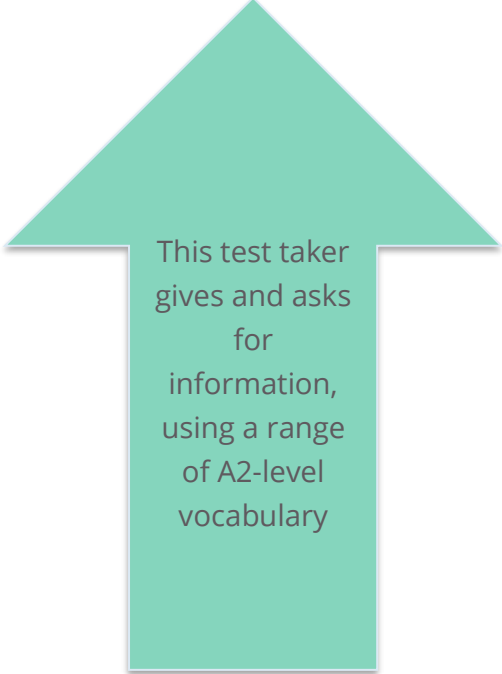
You need to use a range of language skills in Part 3, for example giving information, asking, describing and suggesting

## Sample responses

1. Hello. I'd like to stay at your hotel for a week in August. It's my friend's birthday so we will visit the city.
2. I'd like to book one family room for myself and three children, and a single room for my friend.
3. We'd like a bath and a fridge in each room if possible. Oh, and a TV in the family room for the children, please.
4. What time is breakfast served and do we have to pay extra? Is there a restaurant in the hotel to have dinner?
5. We'd like to visit some museums when we stay. Could you tell me about any good ones in the city? And is there a zoo near the hotel?



You should answer in full sentences and give extra information where possible



This test taker gives and asks for information, using a range of A2-level vocabulary

# The A2 Listening Test

There are three parts to the Listening test.

In Part 1, you will listen to 5 short recordings and answer one 3-option multiple choice question (MCQ) after each recording.

In Part 2, you will listen to a longer conversation and answer 5 MCQs.

In Part 3, you will listen to a longer monologue and complete 5 “drag and drop” sentences.

You will hear each recording twice. You have time to read the questions before the recordings start and time to check your answers afterwards. However, you must answer the questions on the screen at the end of each recording before you move to the next part of the test.

You can take notes during the Listening test as you listen to the recordings. Someone from the test centre will collect these notes at the end of the Listening test.

## Listening Part 1

### Format of the task

In Part 1, you will listen to 5 short recordings, which may be one person or two people talking. The topics will be on everyday life situations. Each recording will be 60 to 90 words.

There is one three-option multiple choice question (MCQ) for each recording in this part. These questions will be on one main point, and you will need to answer the questions as you listen. You will have time to read and check your answers, and you will hear each recording twice.

### Skills/functions you need for Part 1

- Comprehension of the main message in monologues and in simple conversations for a given purpose.
- Understanding of specific, concrete information of an everyday, personal nature.
- Understanding of language relating to numbers, times, directions, locations, likes, needs, agreement and disagreement.

# Sample Listening Part 1 task

Here is an example of the type of recording and question you may see in Part 1 of the A2 Listening test.

You may hear recordings of both one person and two people in Part 1

You will hear each recording twice

## Sample Script

Speaker 1	Hi Molly, how are you?
Speaker 2	Oh, hi Dave. Are you catching the number 23 bus too?
Speaker 1	Yes, I am. I usually get the 21, but I'm going to <u>the library</u> today to change my books. Are you going there?
Speaker 2	Not today. I have to go to <u>the dentist</u> opposite the library.
Speaker 1	Oh, I go to that one too. What's the problem?
Speaker 2	One of my teeth is really hurting.

You may find the correct answer from one or both speakers

You will also hear the wrong options (b and c, underlined) in the recording

## Sample Question

What are both people going to do?

- a. **Catch the same bus.**
- b. Go to the library.
- c. Visit the dentist.

The options may not be in the same order as in the recording

MCQs will always have 3 options: 2 wrong and 1 correct answer

# Listening Part 2

## Format of the task

In Part 2, you will listen to a conversation between two speakers (one male and one female). The speakers will talk about everyday topics. For Part 2, the recording will be 300 to 360 words.

There are 5 three-option multiple choice questions (MCQ) in this part. These questions are on key information which can come from one or both speakers. You will need to answer the questions as you listen to the recording, and you will have time to read the questions before you listen and check your answers after. You will hear this part twice.

## Skills/functions you need for Part 2

- Comprehension of the main message in simple conversations for a given purpose.
- Understanding of specific, concrete information of an everyday, personal nature.
- Understanding of language relating to numbers, times, directions, locations, likes, needs, agreement and disagreement.

## Sample Listening Part 2 task

Below is an example of the type of recording and questions you may see in Part 2 of the A2 Listening test.

The first few lines of the recording usually describe the situation

Part 2 is always a conversation between 2 people: 1 male voice and 1 female voice

### Sample Script

Speaker 1	Hi, how are you?
Speaker 2	Oh, hi! I'm fine. I haven't seen you for ages.
Speaker 1	I don't come to this part of town very often, but I wanted to do some exercise today so I came here for a walk. I ate a sandwich in the car and I'll have a coffee this afternoon.
Speaker 2	It's a long way to come in lunchtime traffic.
Speaker 1	Yes, it is. But I like it here. The park is beautiful at this time of year.
Speaker 2	Yes, there are a lot of lovely trees. I always have my lunch here if it isn't raining. Then I get a coffee on my way back to the office.
Speaker 1	Even in the winter?
Speaker 2	Yes, I don't mind when the weather is cold like today. I just hate the rain.
Speaker 1	Well, it's a nice day today for December. And that must be your favourite seat in the sun. So, are you still working for Donalds bank?
Speaker 2	Yes, I am. I remember we used to chat in class about our plans to work for Donalds bank.
Speaker 1	You're a ... you're a manager now, aren't you?
Speaker 2	Yes. Did you read about me in <i>Banking Magazine</i> ?

The correct answers may come from one or both speakers

You may need to understand implied meaning, for example "we used to chat in class" suggests the two speakers were at school together

Speaker 1	No, I didn't see that. Someone else who lives on my street from school told me, I think.
Speaker 2	Which bank do you work for? I know you told me, but a long time ago and I've forgotten.
Speaker 1	I used to work for Barnets bank but I don't work there any more.
Speaker 2	Really? What happened?
Speaker 1	I lost my job last week. Well, not just me. Everybody in the building. The manager called a meeting and said they were shutting the West Park bank. Thirty people were working there, and we all lost our jobs. It was horrible.
Speaker 2	Gosh, that's terrible! Bust Barnets has other places in town.
Speaker 1	Yes, it was just the one place that closed. I wanted to find a job at one of the other Barnets banks in town and I have already spoken to the managers there, but there aren't any jobs at the moment. So, it's very bad news ... and just before our holiday.
Speaker 2	Oh no! Are you still going on holiday?
Speaker 1	I don't know. I really need to find another job before having a holiday.
Speaker 2	Well, if there's anything I can do ...
Speaker 1	Well, actually, I'm really glad to see you today. Are there any jobs at your bank?

You will hear this recording twice – like in all parts of the Listening test

You will always hear something about the wrong options (the distractors) in the recording, so you must listen for the details for each option



## Sample Questions

1. What is the man doing when he meets the woman?

- a. Eating his lunch.
- b. Having a coffee.
- c. Walking in the park.**

2. What is the weather like?

- a. Wet.
- b. Sunny.**
- c. Warm.

3. The man and the woman ...

- a. knew each other at school.**
- b. work for the same company.
- c. live on the same street.

4. Why doesn't the man work for Barnets bank now?

- a. He had a problem with the manager.
- b. They closed the building where he worked.**
- c. He didn't like the job.

5. What does the man say about the other Barnets banks?

- a. There aren't any jobs for managers.
- b. Some of the other banks are closing.
- c. He has asked about working in them.**

MCQs will always have 3 options: 2 wrong answers (distractors) and 1 correct answer

You will see a mix of MCQs: some questions to answer and some sentences to complete

If you change your mind about the correct answer when you listen to the recording for the second time, you can change your answer

# Listening Part 3

## Format of the task

In Part 3, you will listen to one person speaking, for example someone leaving a voicemail message or an announcement. Recordings are between 300 and 350 words at A2 level. Topics will be about everyday issues.

There are five questions in Listening Part 3. You must complete five sentences by using “drag and drop” to choose from ten options. These questions will be on key information. You will need to answer the questions as you listen, but you will not need to spell any words as you will choose from options on the screen.

You will have time to read the questions before you hear the recording, and time to check your answers after you listen. You will hear the recording twice.

## Skills/functions you need for Part 3

- Comprehension of the main message in monologues for a given purpose
- Understanding of specific, concrete information of an everyday, personal nature
- Understanding of language relating to numbers, times, directions, locations, likes, needs, agreements and disagreements

## Sample Listening Part 3

Below is an example of the type of recording and questions you may see in Part 3 of the A2 Listening test.

### Sample Script

Welcome to Morton Art Museum. I hope that you will enjoy your visit. I will be your guide today, and I am here to give you information about the paintings here on the first floor. Here is a map of the art gallery with notes about each of the paintings and photographs. You can use it later to find your way to our museum shop, café, art cinema and toilets on the second floor. So, let's start in this room on our left. These paintings are all by painters from the Morton area. On the right of each painting, you can find some information about each painter and the painting, such as the year it was painted. There are pieces of art from many different years in this room. The oldest is from the 17<sup>th</sup> century and the newest was painted just two years ago. You will notice that the subjects of most of these paintings are wild landscapes and farm animals. This is because as I said, all of these paintings are by painters from this area. For example, this one here was painted in 1873 by Stephen Wills, who lived on a farm in the area for his whole life. Under each painting you will see three buttons: red, orange and green. If you like the painting, choose green. If you don't like it, push red. If you think it's okay, choose orange. Your opinion of the paintings helps us to choose what kind of paintings to show in our museum in the future. If you have children with you, you can collect black and white drawings of some of the paintings from this table in the middle of the room, so that your children can use pens to colour them when they get home. You can come back and look at all these paintings later, but now I want to show you the photographs we have in the next room ... [fade out]

Listening Part 3 is always only one speaker

You can change your answers by dragging a new option

drawings

farm

map

wild

gallery

pens

right

paintings

left

buttons

### Sample Questions

1. The \_\_\_\_\_ will give visitors information about how to find places on the second floor.
2. Information can be found on the \_\_\_\_\_ of each painting.
3. There are many paintings of \_\_\_\_\_ animals.
4. The \_\_\_\_\_ show the museum what kind of art people like.
5. Children can take some \_\_\_\_\_ home.

You drag options from here to drop into each sentence

### Answers

1. map
2. right
3. farm
4. buttons
5. drawings